

THE SURGE: ALBERTA'S POPULATION

Trends 2023-2024

Driven by International Migration, Alberta Became
Canada's Fastest Growing Province.


BY THE NUMBERS



POPULATION

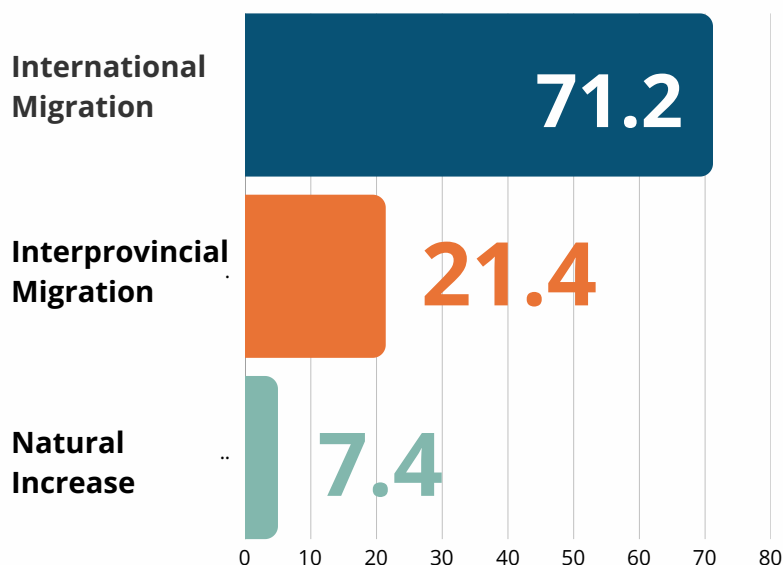


ANNUAL GROWTH RATE



INTERNATIONAL
MIGRATION SHARE

WHAT'S DRIVING ALBERTA'S GROWTH?



145,395 International Migrants
(+25,697 vs Last Year)

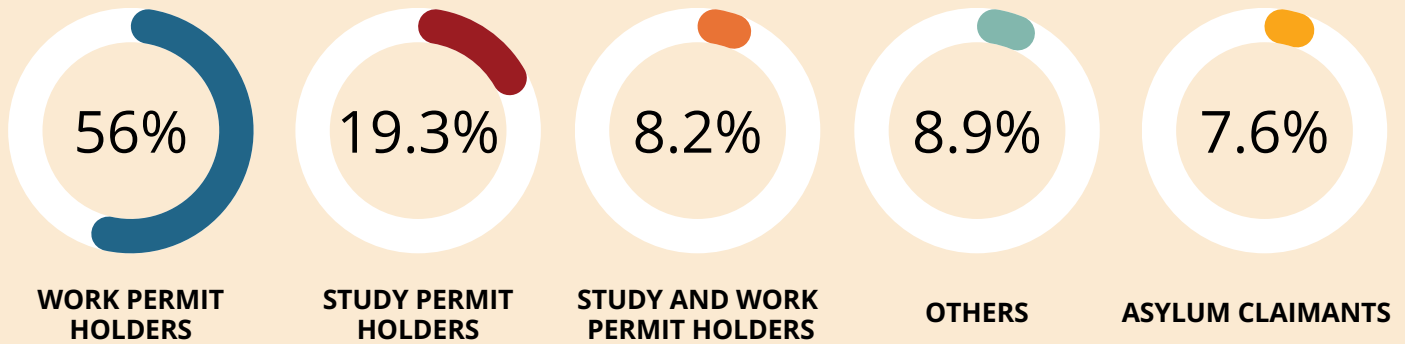
60,254 Permanent Immigrants
(13% of Canada's Total)

91,260 New Non-Permanent
Residents (NPRs)
(+56% Increase Year-Over-Year)

Top Interprovincial Contributor:
Ontario, BC, Saskatchewan
and Manitoba

Alberta's Share of All International
Migrants to Canada: **12.2%**

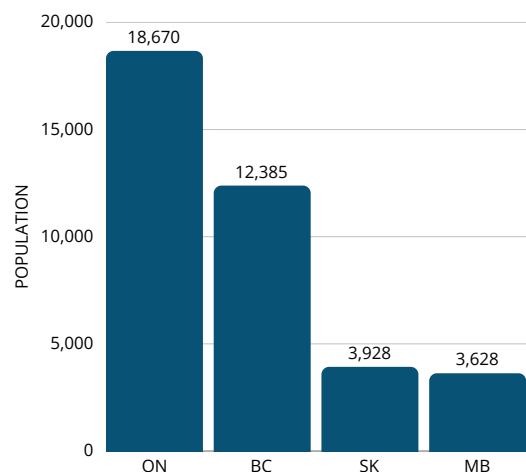
Who are Alberta's Newcomers?



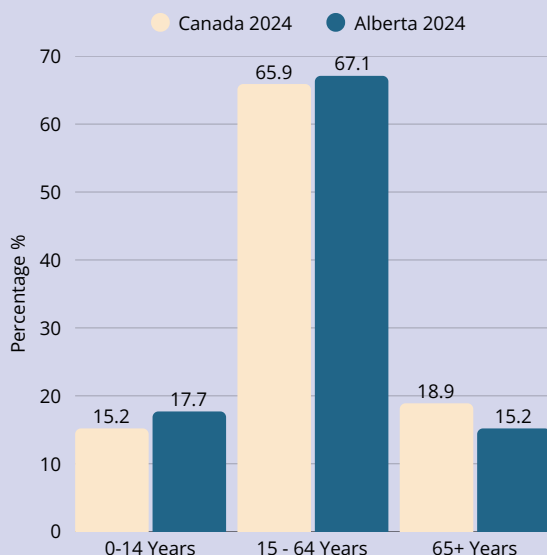
Based on 253,541 NPRs, Most Held Work Permits, Followed by Study and Asylum Pathways. "Others" Include Family Reunification and Temporary Permits.

Where Are Alberta's Newcomers Coming From?

Alberta Gained **43,750** Interprovincial Migrants in 2023–2024 (+11%). Many Were Newcomers Seeking Affordability and Jobs.

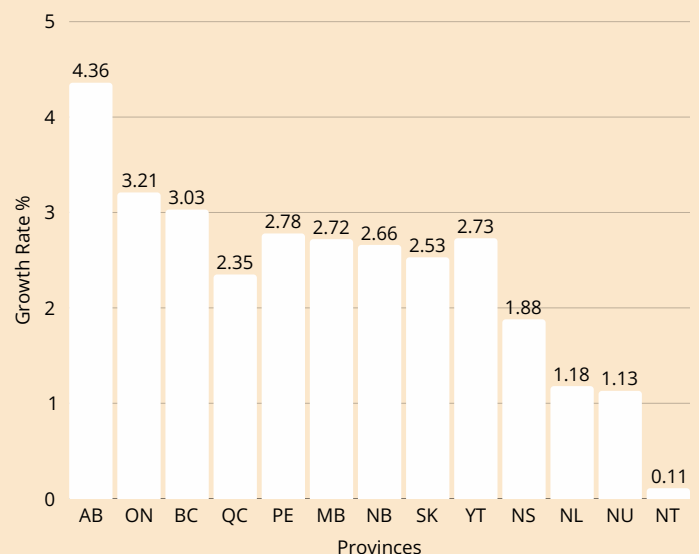


ALBERTA'S MEDIAN AGE ADVANTAGE



Alberta's Population Is Younger Than the National Average, Driven in Part by Newcomer Families.

Population Growth Rates by Province (2023–2024)



Alberta Leads All Provinces in Population Growth

Newcomers Are Driving Alberta's Growth, Highlighting the Need for Housing, Services, and Long-Term Integration.